

# Driver Primary School

## Parent/Carers Survey 2020

### National and Jurisdictional Questions Overview

The annual Parent/Carers Survey captures insights into student wellbeing, engagement, and learning from the perspective of parents and families with children enrolled at the school. The mandated survey contains National and Jurisdictional questions that assess eight key themes: **Wellbeing, Quality teaching & learning, Teacher-student relationships, Positive learning environment, Transitions & pathways, Shared vision & voice, School community engagement, and School satisfaction.** Parents/carers are asked to rate the items on a five-point agreement scale, from strongly disagree to strongly agree.

This report provides the parents/carers' perception of these key areas for Northern Territory Government schools. The report presents agreement percentages (%) to show the proportion of parents/carers who responded agree/strongly agree with each statement.

		Respondents			
	No. of responses:	Aboriginal	Non-Aboriginal	Early Years	Primary
<b>2020</b>	<b>110</b>	<b>16</b>	<b>91</b>	<b>70</b>	<b>36</b>
2019	122				
2018	71				

Highest scoring responses for 2020:		Lowest scoring responses for 2020:	
This school is well maintained.	98%	My child knows how to manage their emotions.	75%
I can talk to my child's teachers about my concerns.	95%	My child knows how to communicate safely and respectfully online.	72%
Teachers at this school expect my child to do his or her best.	95%	I have opportunities to have a say in the direction of the school and its education programs.	61%

Change from previous year (2020 vs 2019)					
Highest ranking items:	% point change	2020 vs 2019	Lowest ranking items:	% point change	2020 vs 2019
I know how to support my child's learning and development.	+5%	90% 85%	Teachers at this school treat students fairly.	-5%	86% 91%
I feel well informed about what is happening at the school.	+4%	91% 87%	My child knows how to communicate safely and respectfully online.	-6%	72% 77%
My school shares data to inform me about my child's learning in a way that I can understand.	+3%	86% 84%	I have opportunities to have a say in the direction of the school and its education programs.	-11%	61% 72%

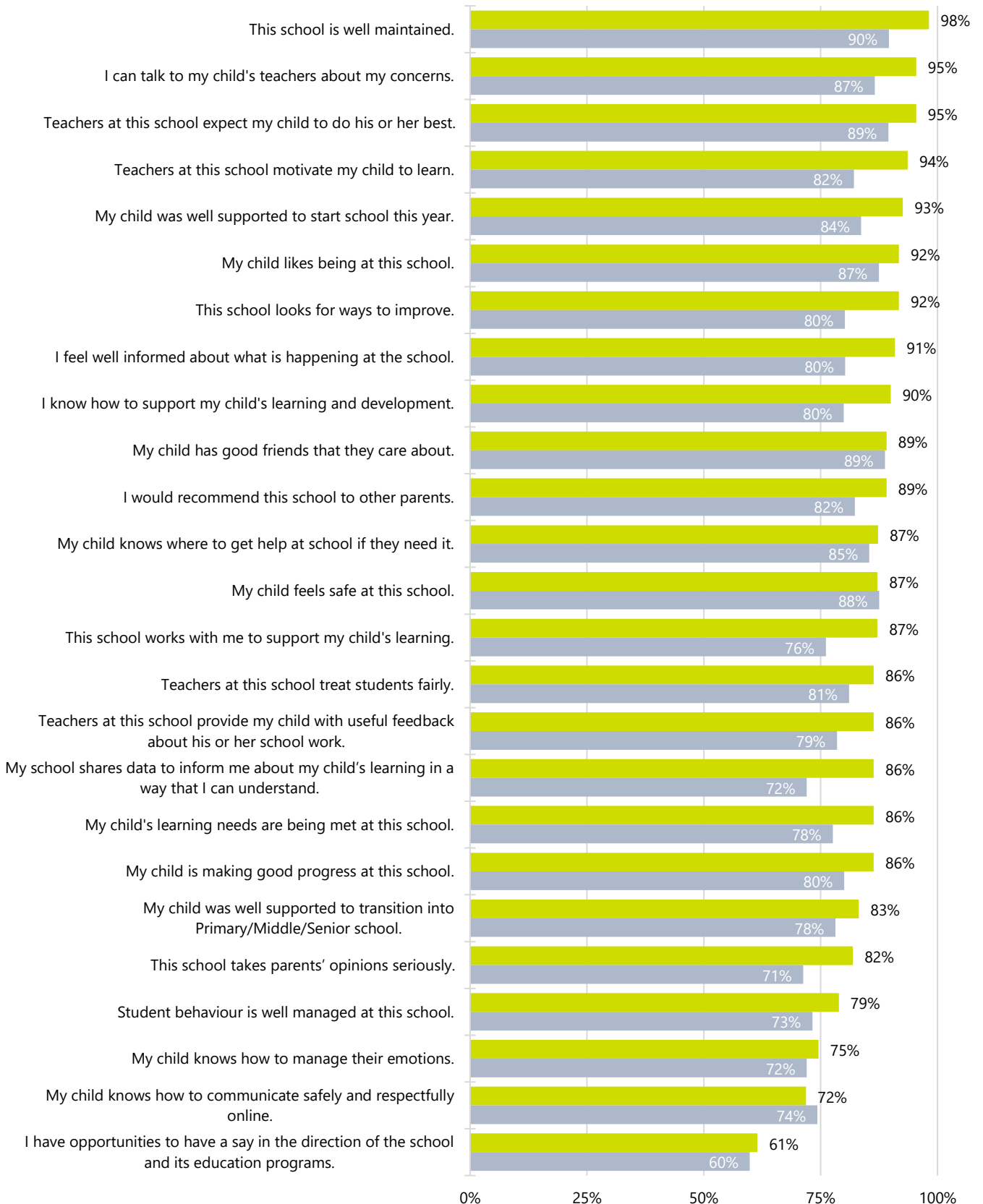
This table presents the first three and last three items when ranked in order of percentage point change.

To protect confidentiality, surveys with three or fewer responses are suppressed. All raw results (including any school-specific additional questions) can be accessed by school principals via the School Survey online tool.

# Driver Primary School

All questions (ranked high-low)

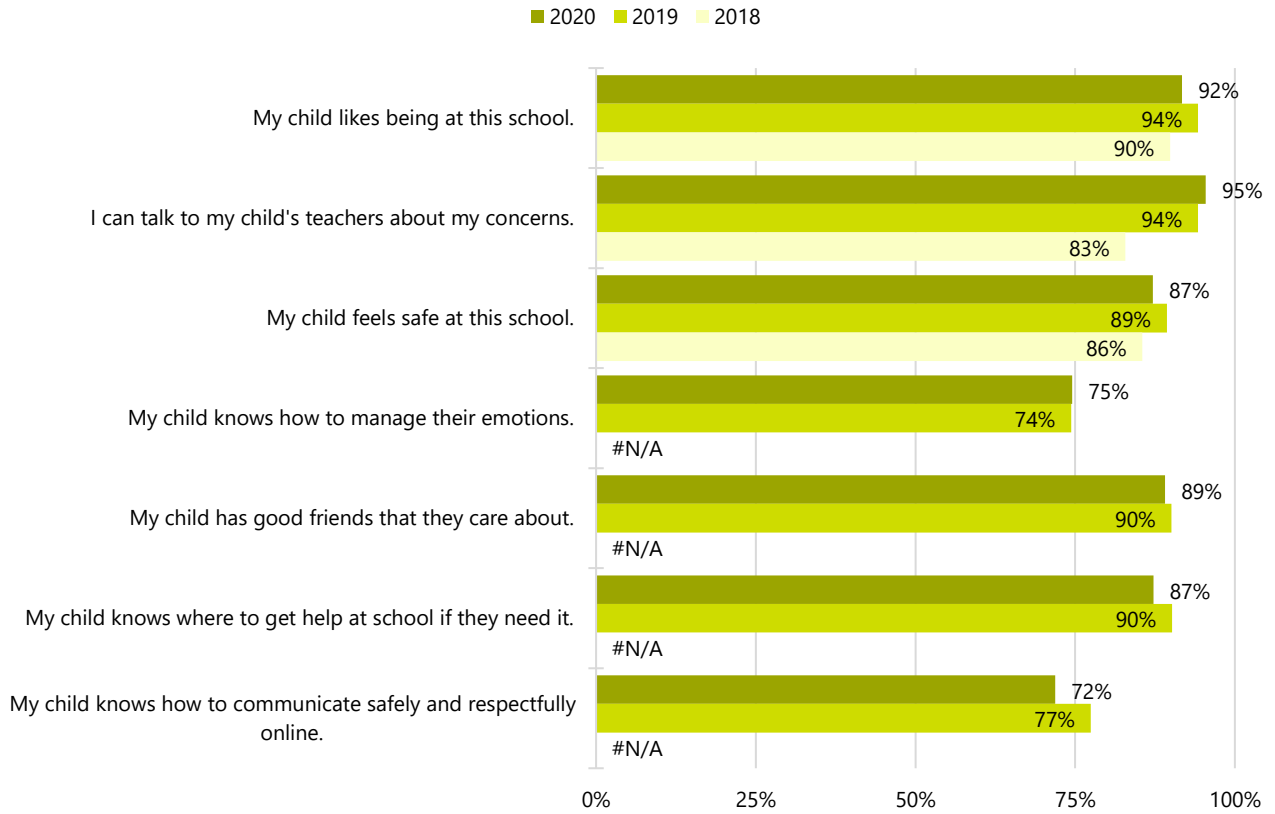
■ Your school ■ NT mean



# Driver Primary School

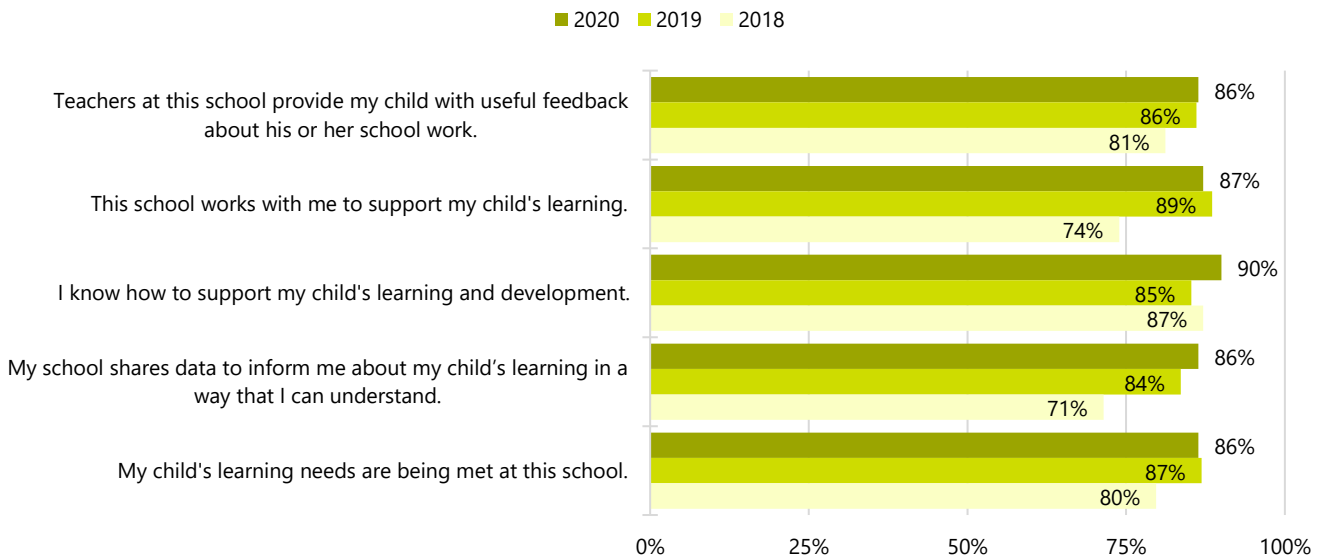
## Wellbeing

These items measure whether parents/carers feel that the school fosters an environment where parents and students feel connected, safe, and supported at school.



## Quality teaching & learning

These items measure whether parents/carers feel that their child experiences appropriate support for learning in the classroom and at home.

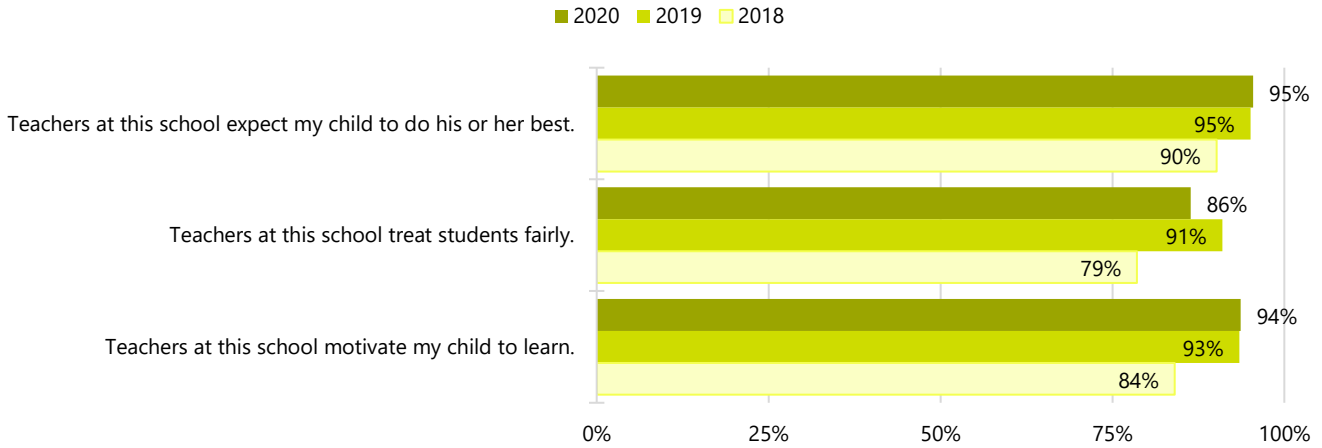


Note: Empty bars (#N/A) indicate that there are no data available to include in the section.

# Driver Primary School

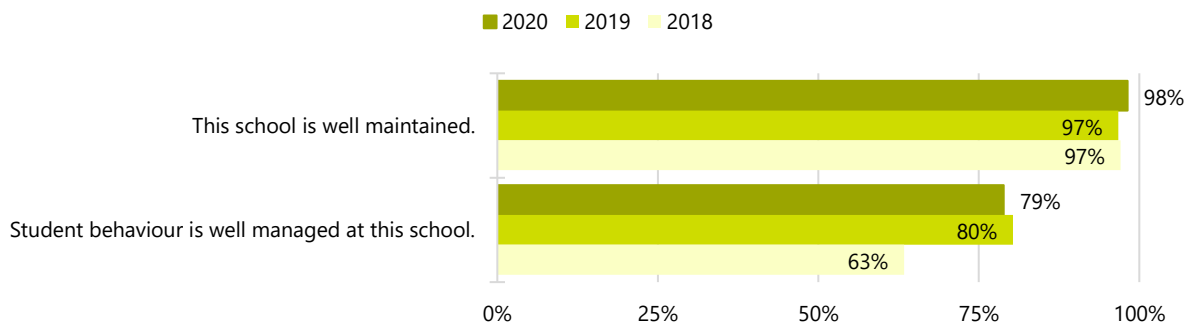
## Teacher-student relationships

These items measure whether parents/carers think that their child experiences both fair and supportive interactions with their teachers.



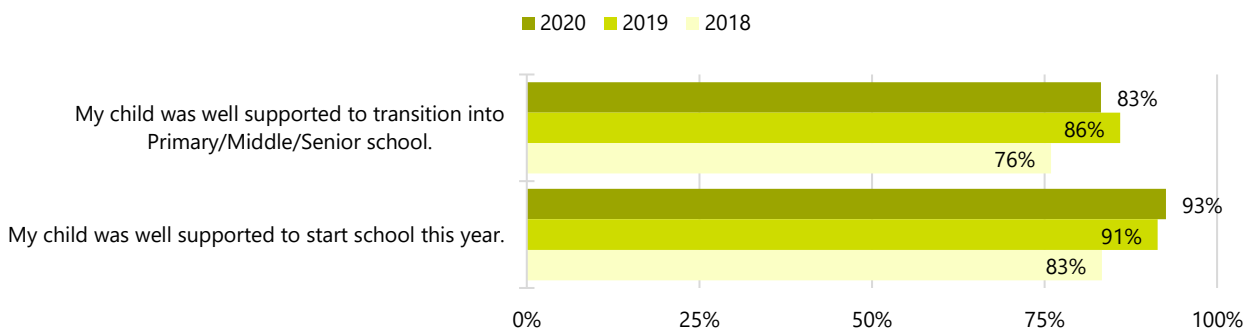
## Positive learning environment

These items measure whether parents/carers think that the school's learning environment is safe, respectful, and inclusive.



## Transition & pathways

These items measure whether parents/carers think that the school successfully prepared their child for different stages of school and beyond.

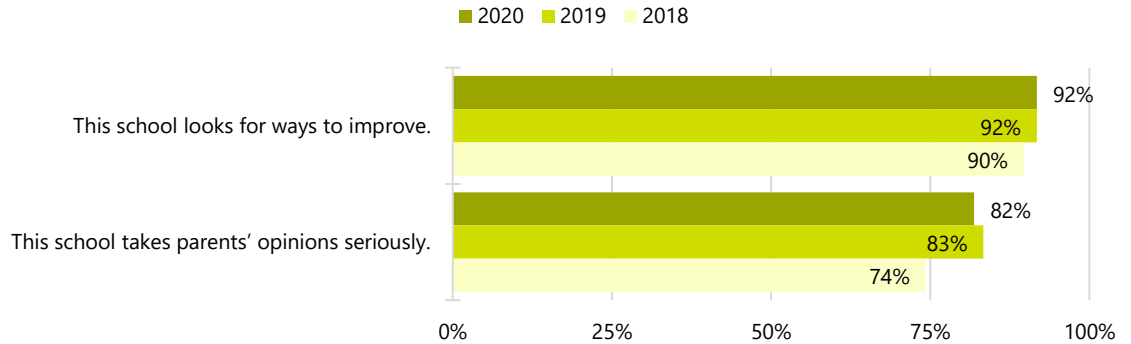


Note: Empty bars (#N/A) indicate that there are no data available to include in the section.

# Driver Primary School

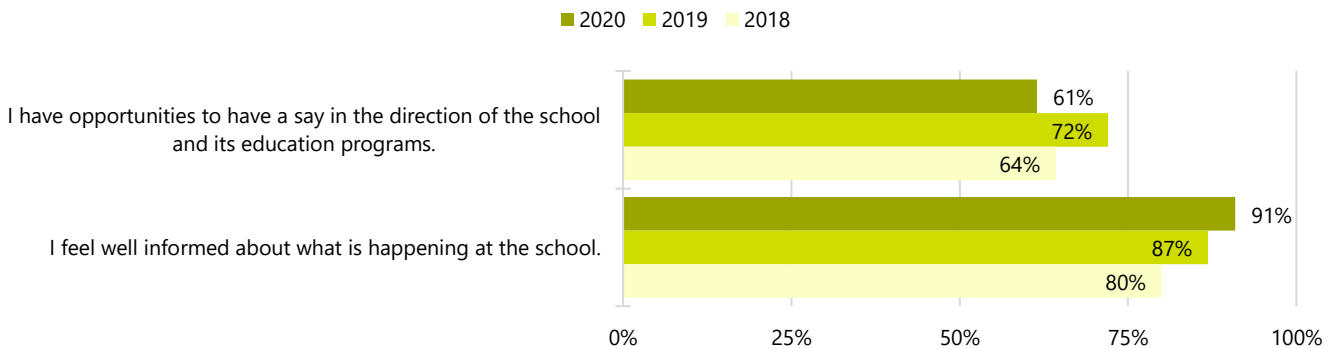
## Shared vision & voice

These items measure whether parents/carers think their voices are heard and valued at the school.



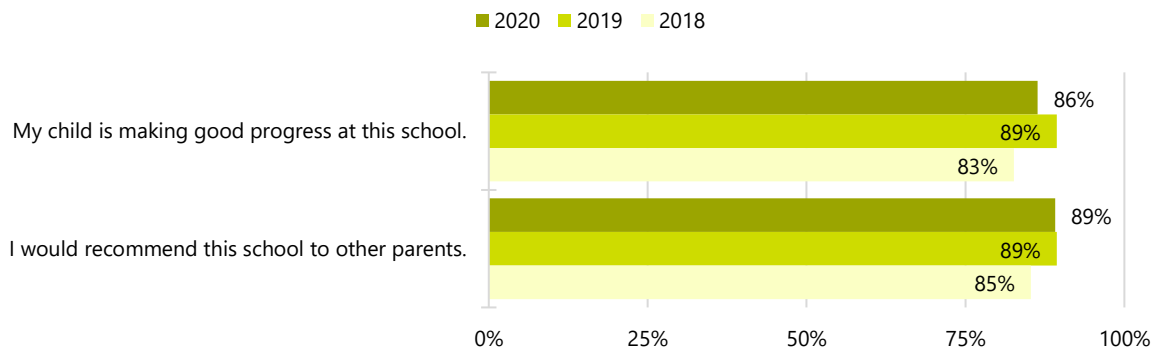
## School community engagement

These items measure whether parents/carers thinks that the school fosters stakeholder engagement.



## School satisfaction

These items measure whether parents/carers are satisfied with their school's performance, culture, and services.



Note: Empty bars (#N/A) indicate that there are no data available to include in the section.

# Driver Primary School

## Parent/Carers Survey 2020

### National and Jurisdictional Questions Overview

This section of the report provides **each item** disaggregated by respondent demographics.

To protect anonymity, items with three or fewer responses are suppressed ("Supp"). Empty cells ( - ) indicate that there are no data available.

The School Survey also provides an open text box for respondents to provide **qualitative feedback** to accompany their item responses. Principals are encouraged to access the detailed reports containing the raw survey data and text responses through the School Survey online tool.

	Aboriginal	Non-Aboriginal	Early Years	Primary Years
No. of respondents:	16	91	70	36

Wellbeing				
	Aboriginal	Non-Aboriginal	Early Years	Primary Years
My child likes being at this school.	100%	91%	93%	89%
I can talk to my child's teachers about my concerns.	94%	96%	94%	97%
My child feels safe at this school.	80%	88%	87%	86%
My child knows how to manage their emotions.	69%	76%	74%	75%
My child has good friends that they care about.	100%	88%	87%	92%
My child knows where to get help at school if they need it.	88%	88%	86%	89%
My child knows how to communicate safely and respectfully online.	75%	72%	61%	86%

Quality teaching & learning				
	Aboriginal	Non-Aboriginal	Early Years	Primary Years
Teachers at this school provide my child with useful feedback about his or her school work.	88%	86%	83%	92%
This school works with me to support my child's learning.	100%	86%	84%	92%
I know how to support my child's learning and development.	94%	89%	90%	89%
My school shares data to inform me about my child's learning in a way that I can understand.	100%	84%	83%	92%
My child's learning needs are being met at this school.	100%	85%	87%	83%

## Driver Primary School

### Teacher-student relationships

	Aboriginal	Non-Aboriginal	Early Years	Primary Years
Teachers at this school expect my child to do his or her best.	94%	96%	96%	97%
Teachers at this school treat students fairly.	88%	87%	89%	83%
Teachers at this school motivate my child to learn.	94%	95%	93%	94%

### Positive learning environment

	Aboriginal	Non-Aboriginal	Early Years	Primary
This school is well maintained.	100%	98%	97%	100%
Student behaviour is well managed at this school.	81%	80%	83%	72%

### Transition & pathways

	Aboriginal	Non-Aboriginal	Early Years	Primary Years
My child was well supported to transition into Primary/Middle/Senior school.	87%	83%	89%	69%
My child was well supported to start school this year.	100%	91%	94%	89%

### Shared vision & voice

	Aboriginal	Non-Aboriginal	Early Years	Primary Years
This school looks for ways to improve.	94%	92%	91%	92%
This school takes parents' opinions seriously.	88%	81%	80%	86%

### School community engagement

	Aboriginal	Non-Aboriginal	Early Years	Primary Years
I have opportunities to have a say in the direction of the school and its education programs.	69%	61%	63%	57%
I feel well informed about what is happening at the school.	100%	89%	90%	92%

## Driver Primary School

	School satisfaction			
	Aboriginal	Non-Aboriginal	Early Years	Primary Years
My child is making good progress at this school.	94%	86%	89%	81%
I would recommend this school to other parents.	100%	88%	89%	89%

**For information on the Northern Territory Government School Survey please contact:**

NT Department of Education School Survey team

(08) 8999 5790

[schoolsurvey.doe@nt.gov.au](mailto:schoolsurvey.doe@nt.gov.au)